

Radiotherapy consent form for sarcomas - bone and soft tissue tumours (trunk, chest, abdomen, pelvis)

This form should only be used if the patient is over 16 years old and has capacity to give consent. If the patient does not legally have capacity please use an appropriate alternative consent form from your hospital.

Patient details

Patient name:

Date of birth:

Patient unique identifier:

Name of hospital:

Responsible consultant oncologist or consultant therapeutic radiographer:

Special requirements: eg, transport, interpreter, assistance

Details of radiotherapy

Radiotherapy type:

Site:

Aim of treatment:
(Tick as appropriate)

Concurrent systemic
anti-cancer therapy
(SACT), including
chemotherapy:
(Tick as appropriate)

External beam radiotherapy

Specify, including laterality:

- Neo-adjuvant** – treatment given before surgery
- Adjuvant** – treatment given after surgery to reduce the risk of cancer coming back
- Definitive** – without surgery
- Palliative** – to improve your symptoms and/or help you live longer but not to cure your cancer

Yes with

Side effects of radiotherapy may be increased when receiving concurrent systemic anti-cancer therapy. A separate consent form will cover the side effects of this treatment.

No

You may have questions before starting, during or after your radiotherapy.

Contact details are provided here for any further queries, concerns or if you would like to discuss your treatment further.

Patient name:

Patient unique identifier:

Possible early or short-term side-effects

Start during radiotherapy, can peak shortly after completing radiotherapy and usually resolve within two to six months of finishing radiotherapy. Frequencies are approximate.





	Expected 50%–100% 	Common 10%–50% 	Less common Less than 10% 	Rare Less than 1% 	Not applicable to you
General radiotherapy risks					
Tiredness	<input type="checkbox"/>	<input type="checkbox"/>	<input type="checkbox"/>	<input type="checkbox"/>	<input type="checkbox"/>
Nausea and/or vomiting	<input type="checkbox"/>	<input type="checkbox"/>	<input type="checkbox"/>	<input type="checkbox"/>	<input type="checkbox"/>
Loss of appetite – which may lead to weight loss	<input type="checkbox"/>	<input type="checkbox"/>	<input type="checkbox"/>	<input type="checkbox"/>	<input type="checkbox"/>
Wound complications – which may require dressing, antibiotics, draining, packing	<input type="checkbox"/>	<input type="checkbox"/>	<input type="checkbox"/>	<input type="checkbox"/>	<input type="checkbox"/>
Wound complications – which may require surgery, including graft failure	<input type="checkbox"/>	<input type="checkbox"/>	<input type="checkbox"/>	<input type="checkbox"/>	<input type="checkbox"/>
Risk of infection	<input type="checkbox"/>	<input type="checkbox"/>	<input type="checkbox"/>	<input type="checkbox"/>	<input type="checkbox"/>
Oedema – swelling of treated area due to fluid build up	<input type="checkbox"/>	<input type="checkbox"/>	<input type="checkbox"/>	<input type="checkbox"/>	<input type="checkbox"/>
Lhermitte’s sign – temporary changes to the spinal cord presenting as a sudden electric shock-like sensation on bending the neck, may occur 3-6 months after treatment	<input type="checkbox"/>	<input type="checkbox"/>	<input type="checkbox"/>	<input type="checkbox"/>	<input type="checkbox"/>
Skin (in treated area)					
Skin soreness, itch or colour change in the treatment area – white/lighter skin: pink, red, darker than surrounding area; brown skin: maroon or darker than surrounding area; black skin: darker than surrounding area, yellow/purple/grey colour changes.	<input type="checkbox"/>	<input type="checkbox"/>	<input type="checkbox"/>	<input type="checkbox"/>	<input type="checkbox"/>
Skin breakdown in the treatment area – oozing, weeping, scabbing and/or bleeding	<input type="checkbox"/>	<input type="checkbox"/>	<input type="checkbox"/>	<input type="checkbox"/>	<input type="checkbox"/>
Hair thinning or loss in the treatment area	<input type="checkbox"/>	<input type="checkbox"/>	<input type="checkbox"/>	<input type="checkbox"/>	<input type="checkbox"/>
Joint/Muscle Function					
Joint stiffness – reduced range of movement over joints/muscles	<input type="checkbox"/>	<input type="checkbox"/>	<input type="checkbox"/>	<input type="checkbox"/>	<input type="checkbox"/>
Joint immobility – which may affect how well the joint functions	<input type="checkbox"/>	<input type="checkbox"/>	<input type="checkbox"/>	<input type="checkbox"/>	<input type="checkbox"/>
Chest					
Inflammation of the oesophagus – which may cause pain and/or difficulty swallowing	<input type="checkbox"/>	<input type="checkbox"/>	<input type="checkbox"/>	<input type="checkbox"/>	<input type="checkbox"/>
Inflammation of the lungs – which may cause shortness of breath and/or cough	<input type="checkbox"/>	<input type="checkbox"/>	<input type="checkbox"/>	<input type="checkbox"/>	<input type="checkbox"/>
Hoarse voice	<input type="checkbox"/>	<input type="checkbox"/>	<input type="checkbox"/>	<input type="checkbox"/>	<input type="checkbox"/>

Continued on the next page

Patient name:

Patient unique identifier:

Possible early or short-term side-effects continued

	Expected 50%–100% 	Common 10%–50% 	Less common Less than 10% 	Rare Less than 1% 	Not applicable to you
Abdomen and/or Pelvis					
Increased bowel frequency – (opening your bowels more often than usual) and/or urgency (a sudden urge to open your bowels)	<input type="checkbox"/>	<input type="checkbox"/>	<input type="checkbox"/>	<input type="checkbox"/>	<input type="checkbox"/>
Rectal or anal pain/itching and/or a feeling of not completely emptying your bowels	<input type="checkbox"/>	<input type="checkbox"/>	<input type="checkbox"/>	<input type="checkbox"/>	<input type="checkbox"/>
Looser stool with more mucus or wind	<input type="checkbox"/>	<input type="checkbox"/>	<input type="checkbox"/>	<input type="checkbox"/>	<input type="checkbox"/>
Bowel incontinence	<input type="checkbox"/>	<input type="checkbox"/>	<input type="checkbox"/>	<input type="checkbox"/>	<input type="checkbox"/>
Bleeding from your bladder or bowel	<input type="checkbox"/>	<input type="checkbox"/>	<input type="checkbox"/>	<input type="checkbox"/>	<input type="checkbox"/>
Urinary frequency – (passing urine more often than usual), and/or discomfort on passing urine , and/or urgency (a sudden urge to pass urine)	<input type="checkbox"/>	<input type="checkbox"/>	<input type="checkbox"/>	<input type="checkbox"/>	<input type="checkbox"/>
An inability to pass urine – may require a urinary catheter	<input type="checkbox"/>	<input type="checkbox"/>	<input type="checkbox"/>	<input type="checkbox"/>	<input type="checkbox"/>
Urinary incontinence	<input type="checkbox"/>	<input type="checkbox"/>	<input type="checkbox"/>	<input type="checkbox"/>	<input type="checkbox"/>
Vaginal soreness, itching or discharge	<input type="checkbox"/>	<input type="checkbox"/>	<input type="checkbox"/>	<input type="checkbox"/>	<input type="checkbox"/>

Specific risks which relate to the site of treatment

I confirm that I have had the above side-effects explained.

Patient initials

Patient name:

Patient unique identifier:

Possible late or long-term side-effects

May happen many months or years after radiotherapy and may be permanent.
Frequencies are approximate.

	Expected 50%–100% 	Common 10%–50% 	Less common Less than 10% 	Rare Less than 1% 	Not applicable to you
General radiotherapy risks					
Lymphoedema – fluid build up in the limbs which may cause swelling, pain and/or movement difficulties	<input type="checkbox"/>	<input type="checkbox"/>	<input type="checkbox"/>	<input type="checkbox"/>	<input type="checkbox"/>
Nerve damage – which may cause pain, numbness/tingling or weakness	<input type="checkbox"/>	<input type="checkbox"/>	<input type="checkbox"/>	<input type="checkbox"/>	<input type="checkbox"/>
Spinal cord damage – which may cause change in sensation and/or limb weakness and/or change in bowel/bladder function. Exceptionally rarely this may include paralysis	<input type="checkbox"/>	<input type="checkbox"/>	<input type="checkbox"/>	<input type="checkbox"/>	<input type="checkbox"/>
Insufficiency fracture – a fracture that develops in the bone within the treatment area	<input type="checkbox"/>	<input type="checkbox"/>	<input type="checkbox"/>	<input type="checkbox"/>	<input type="checkbox"/>
Delayed wound healing	<input type="checkbox"/>	<input type="checkbox"/>	<input type="checkbox"/>	<input type="checkbox"/>	<input type="checkbox"/>
Increased risk of a different cancer in the treatment area	<input type="checkbox"/>	<input type="checkbox"/>	<input type="checkbox"/>	<input type="checkbox"/>	<input type="checkbox"/>
Risk to life	<input type="checkbox"/>	<input type="checkbox"/>	<input type="checkbox"/>	<input type="checkbox"/>	<input type="checkbox"/>
Skin (in treated area)					
Small visible blood vessels which look like spidery marks	<input type="checkbox"/>	<input type="checkbox"/>	<input type="checkbox"/>	<input type="checkbox"/>	<input type="checkbox"/>
Permanent skin colour change – usually lighter or darker for any skin tone and/or texture change (thicker or thinner skin)	<input type="checkbox"/>	<input type="checkbox"/>	<input type="checkbox"/>	<input type="checkbox"/>	<input type="checkbox"/>
Increased sensitivity of the skin to sun	<input type="checkbox"/>	<input type="checkbox"/>	<input type="checkbox"/>	<input type="checkbox"/>	<input type="checkbox"/>
Permanent hair loss	<input type="checkbox"/>	<input type="checkbox"/>	<input type="checkbox"/>	<input type="checkbox"/>	<input type="checkbox"/>
Joint/Muscle Function					
Long term pain in the treatment area	<input type="checkbox"/>	<input type="checkbox"/>	<input type="checkbox"/>	<input type="checkbox"/>	<input type="checkbox"/>
Joint stiffness – reduced range of movement over joints/muscles	<input type="checkbox"/>	<input type="checkbox"/>	<input type="checkbox"/>	<input type="checkbox"/>	<input type="checkbox"/>
Joint immobility – which may affect how well the joint functions	<input type="checkbox"/>	<input type="checkbox"/>	<input type="checkbox"/>	<input type="checkbox"/>	<input type="checkbox"/>
Chest					
Risk of damage to the heart – resulting in an increased risk of heart disease in later life	<input type="checkbox"/>	<input type="checkbox"/>	<input type="checkbox"/>	<input type="checkbox"/>	<input type="checkbox"/>
Underactive thyroid gland – which may require you to take medication	<input type="checkbox"/>	<input type="checkbox"/>	<input type="checkbox"/>	<input type="checkbox"/>	<input type="checkbox"/>
Oesophageal stricture – (narrowing) – which may require dilatation	<input type="checkbox"/>	<input type="checkbox"/>	<input type="checkbox"/>	<input type="checkbox"/>	<input type="checkbox"/>

Continued on the next page

Patient name:

Patient unique identifier:

Possible late or long-term side-effects continued

	Expected 50%–100%	Common 10%–50%	Less common Less than 10%	Rare Less than 1%	Not applicable to you
Lung fibrosis – which may cause breathlessness and/or chronic cough	<input type="checkbox"/>	<input type="checkbox"/>	<input type="checkbox"/>	<input type="checkbox"/>	<input type="checkbox"/>
Abdomen and/or Pelvis					
Bowel frequency – (opening your bowels more often than usual), and/or looser stools and/or urgency (a sudden urge to open your bowels)	<input type="checkbox"/>	<input type="checkbox"/>	<input type="checkbox"/>	<input type="checkbox"/>	<input type="checkbox"/>
Rectal or anal pain – this may cause pain when opening your bowels and may affect your sex life if you receive anal sex	<input type="checkbox"/>	<input type="checkbox"/>	<input type="checkbox"/>	<input type="checkbox"/>	<input type="checkbox"/>
Faecal discharge and/or incontinence (soiling)	<input type="checkbox"/>	<input type="checkbox"/>	<input type="checkbox"/>	<input type="checkbox"/>	<input type="checkbox"/>
Duodenal ulceration or bleeding from bladder or bowel which may require surgery	<input type="checkbox"/>	<input type="checkbox"/>	<input type="checkbox"/>	<input type="checkbox"/>	<input type="checkbox"/>
Malabsorption – problems with nutrient absorption	<input type="checkbox"/>	<input type="checkbox"/>	<input type="checkbox"/>	<input type="checkbox"/>	<input type="checkbox"/>
Urinary frequency – (passing urine more often than usual), and/or discomfort on passing urine , and/or urgency (a sudden urge to pass urine)	<input type="checkbox"/>	<input type="checkbox"/>	<input type="checkbox"/>	<input type="checkbox"/>	<input type="checkbox"/>
Urinary leakage	<input type="checkbox"/>	<input type="checkbox"/>	<input type="checkbox"/>	<input type="checkbox"/>	<input type="checkbox"/>
Worsening kidney function – usually asymptomatic but may be detected on blood tests	<input type="checkbox"/>	<input type="checkbox"/>	<input type="checkbox"/>	<input type="checkbox"/>	<input type="checkbox"/>
Risk of organ damage – including stricture (narrowing), perforation (tear) or fistula (abnormal connection), which may require surgery	<input type="checkbox"/>	<input type="checkbox"/>	<input type="checkbox"/>	<input type="checkbox"/>	<input type="checkbox"/>
Reduced spleen function – resulting in an increased risk of infection and the need for prophylactic antibiotics/vaccinations	<input type="checkbox"/>	<input type="checkbox"/>	<input type="checkbox"/>	<input type="checkbox"/>	<input type="checkbox"/>
Reduced function of the pancreas – resulting in an increased risk of diabetes or chronic diarrhoea	<input type="checkbox"/>	<input type="checkbox"/>	<input type="checkbox"/>	<input type="checkbox"/>	<input type="checkbox"/>
Infertility – unable to produce viable egg/sperm, or for uterus to be unable to carry a fetus	<input type="checkbox"/>	<input type="checkbox"/>	<input type="checkbox"/>	<input type="checkbox"/>	<input type="checkbox"/>
Early menopause – symptoms of this may start during or shortly after radiotherapy. Egg and hormone production will stop	<input type="checkbox"/>	<input type="checkbox"/>	<input type="checkbox"/>	<input type="checkbox"/>	<input type="checkbox"/>
Vaginal dryness, shortening and narrowing – this may impact vaginal intercourse. You may be advised to use vaginal dilators after treatment to reduce this risk	<input type="checkbox"/>	<input type="checkbox"/>	<input type="checkbox"/>	<input type="checkbox"/>	<input type="checkbox"/>
Low testosterone levels	<input type="checkbox"/>	<input type="checkbox"/>	<input type="checkbox"/>	<input type="checkbox"/>	<input type="checkbox"/>
Erectile dysfunction	<input type="checkbox"/>	<input type="checkbox"/>	<input type="checkbox"/>	<input type="checkbox"/>	<input type="checkbox"/>
Specific risks which relate to the site of treatment					

I confirm that I have had the above side-effects explained.

Patient initials

Patient name:

Patient unique identifier:

Statement of health professional

(to be filled in by health professional with appropriate knowledge of proposed procedure)

- I have discussed what the treatment is likely to involve, the intended aims and side-effects of this treatment.
- I have also discussed the benefits and risks of any available alternative treatments including no treatment.
- I have discussed any particular concerns of this patient.

Patient information leaflet provided: Yes / No – Details: _____

Copy of consent form accepted by patient: Yes / No

Signature:

Date:

Name:

Job title:

Statement of patient

- I have had the aims and possible side effects of treatment explained to me and the opportunity to discuss alternative treatment and I agree to the course of treatment described on this form.
- I understand that a guarantee cannot be given that a particular person will perform the radiotherapy. The person will, however, have appropriate expertise.
- I have been told about additional procedures which are necessary prior to treatment or may become necessary during my treatment. This may include permanent skin marks and photographs to help with treatment planning and identification.
- I agree that information collected during my treatment, including images and my health records may be used for education, audit and research. All information will be anonymised. I am aware I can withdraw consent at anytime.

Tick if relevant

- I confirm that there is no risk that I could be pregnant.
- I understand that I should not become pregnant during treatment.

Note: if there is any possibility of you being pregnant you must tell your hospital doctor/health professional before your treatment as this can cause significant harm to an unborn fetus. Testosterone and other hormone treatments are not contraception.

- I understand that if I were to continue to smoke it could have a significant impact on the side-effects I experience and the efficacy of my treatment.

- I do not have a pacemaker and/or implantable cardioverter defibrillator (ICD).

or

- I have a pacemaker and/or implantable cardioverter defibrillator (ICD) and I have had the risks associated with this explained to me.

Signature:

Patient name:

Date:

Statement of:

- interpreter
- witness (where appropriate)

- I have interpreted the information contained in this form to the patient to the best of my ability and in a way in which I believe they can understand.

or

- I confirm that the patient is unable to sign but has indicated their consent.

Signature:

Name:

Date:

Patient confirmation of consent

(To be signed prior to the start of radiotherapy)

I confirm that I have no further questions and wish to go ahead with treatment.

Patient initials

Date: